

STONYBROOK VILLAGE



Su	M	Tu	W	Th	F	Sa
1	2	3	4	5	6	7
8	9	10	11	12	13	14
15	16	17	18	19	20	21
22	23	24	25	26	27	28
29	30	31				

Sunday, May 1

2022

TABLE OF CONTENTS

Charts and Commentary	Pages 1-2
Market Summary Table	Page 3
Glossary	Page 4

The Daryl Smith Team

Key Realty
 6800 W. Central Ave., Ste B
 Toledo, OH 43617
www.DarylSmith.com
daryl@darylsmith.com
 419-324-7272
 The Trusted Name in Real Estate
 Your Neighborhood Real Estate Expert

 <https://www.facebook.com/DarylSmithRealEstate>

REAL ESTATE MARKET REPORT STONYBROOK VILLAGE

Sunday, May 1, 2022

The Daryl Smith Team

Key Realty
daryl@darylsmith.com
419-324-7272

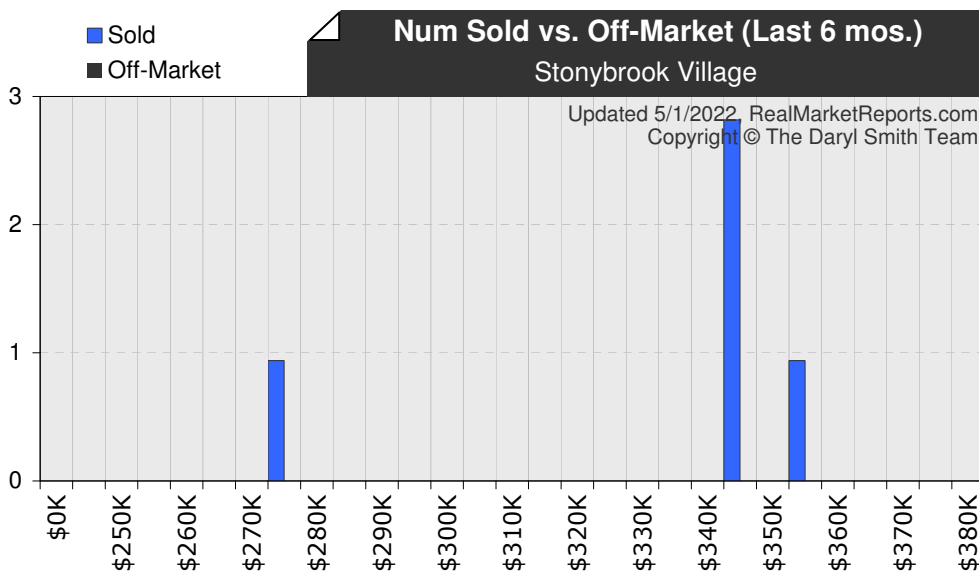
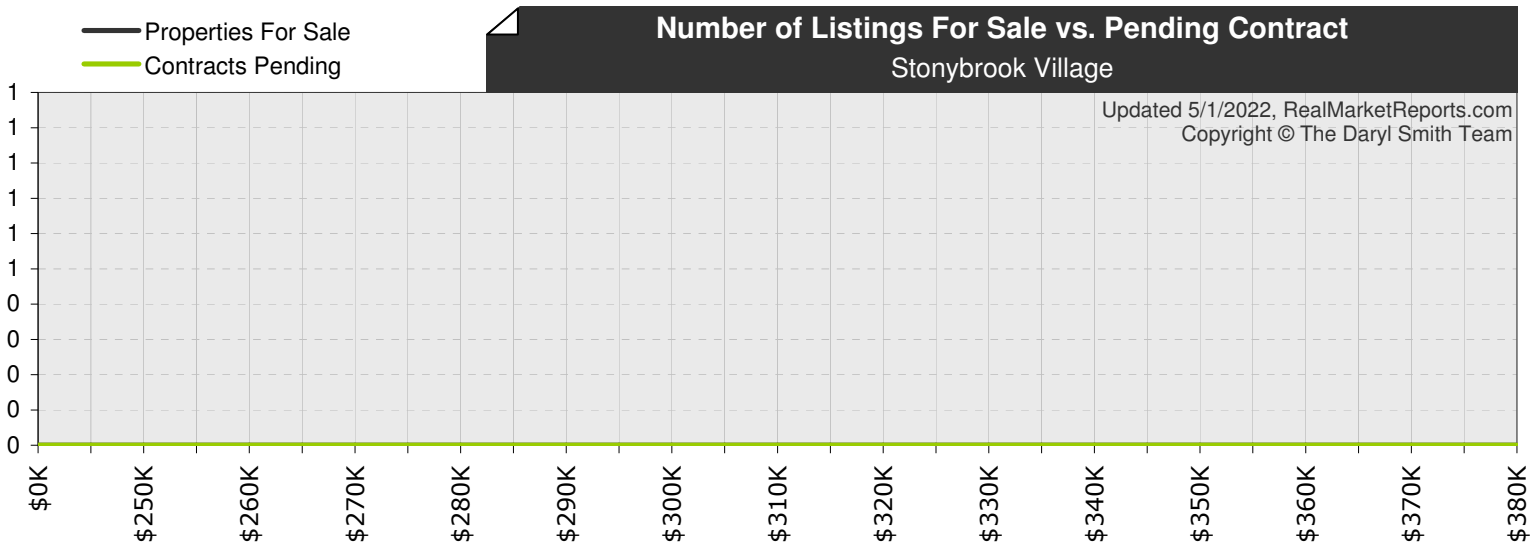
Let's take a look at the real estate market. Currently there are 0 sales pending in the market overall, leaving 0 listings still for sale. For this reason, the market pending ratio cannot be determined. So you might be asking yourself, that's great... but what exactly does it mean? I'm glad you asked!

The pending ratio indicates the supply & demand of the market. Specifically, a high ratio means that listings are in demand and quickly going to contract. Alternatively, a low ratio means there are not enough qualified buyers for the existing supply.

"The pending ratio cannot be determined at this time."

Unfortunately, we cannot draw any conclusions since there aren't any contracts pending right now.

As of today, there are no MLS listings for sale in .



A total of 7 contracts have closed in the last 6 months with a median sold price of \$349,900. Breaking it down, we notice that the \$340K - \$350K price range contains the highest number of sold listings.

No listings have expired over that same period of time. However, if some listings had failed to sell, it could be for many reasons such as being priced too high, having been inadequately marketed, the property was in poor condition, or perhaps the owner had second thoughts about selling at this time.

REAL ESTATE MARKET REPORT STONYBROOK VILLAGE

Sunday, May 1, 2022

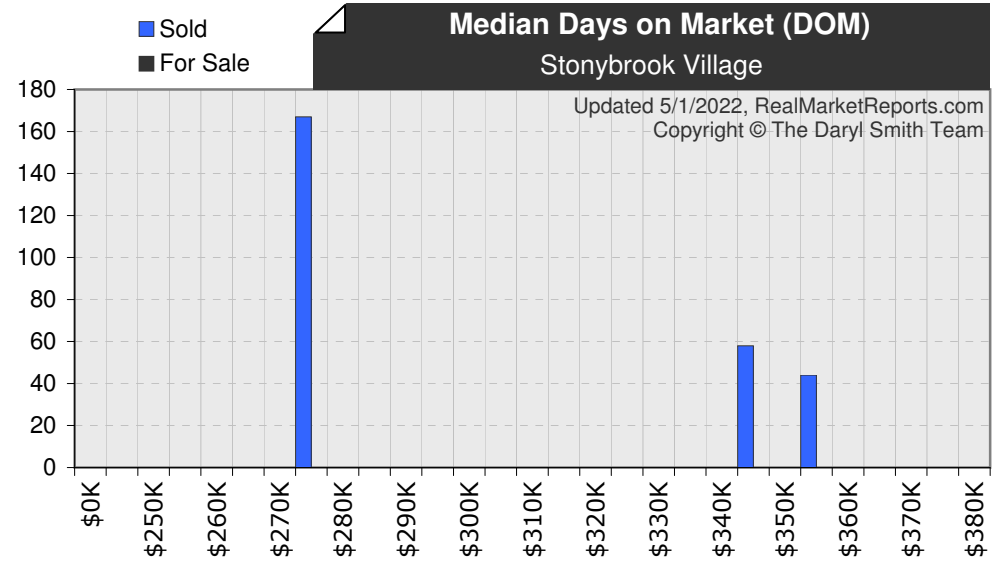
The Daryl Smith Team

Key Realty
daryl@darylsmith.com
419-324-7272

Looking at the chart to the right, you might be wondering why average days on market (DOM) is important. This is a useful measurement because it can help us to determine whether we are in a buyer's market (indicated by high DOM), or a seller's market (indicated by low DOM). Unfortunately, as mentioned on the previous page, there aren't any MLS listings for sale in and therefore we cannot draw any conclusions based on active DOM.

However, analysis of sold properties for the last six months reveals a median sold price of \$349,900 and 54 days on market. Notice that properties in the \$380K + price range have sold quickest over the last six months.

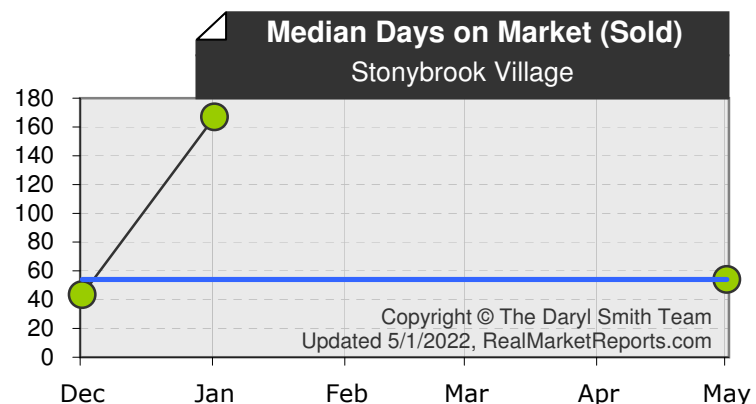

Moving on, we can see the recent history of sales in the two charts below. The median sold price for the last 30 days was \$440,000 with 54 days on market. Since the recent DOM is greater than the median DOM for the last 6 months, it is a negative indicator for demand. It is always important to realize that real estate markets can fluctuate due to many factors, including shifting interest rates, the economy, or seasonal change



"The median list-to-sales ratio for this area is 100.0%."

Ratios are simple ways to express the difference between two values such as list price and sold price. In our case, we typically use the list-to-sale ratio to determine the percentage of the final list price that the buyer ultimately paid. It is a very common method to help buyers decide how much to offer on a property.

Unfortunately, the current absorption rate could not be determined due to the unavailability of certain data. This estimate is often used to determine how long it would take to sell off the current inventory of properties if all conditions remained the same. It is significant to mention that this estimate does not take into consideration any additional properties that will come onto the market in the future.



REAL ESTATE MARKET REPORT STONYBROOK VILLAGE

Sunday, May 1, 2022

The Daryl Smith Team

Key Realty
daryl@darylsmith.com
419-324-7272

MARKET SUMMARY TABLE		0 PENDING ^[2]				0 OFF-MARKET (last 6 mos) ^[3]				ABSORPTION RATE (months of inventory)		Est. Mos.		
A = Average Value M = Median Value N/A = Not Available		0 ACTIVE ^[1]		7 SOLD/CLOSED (last 6 months) ^[4]										
Price Range		Num #	Days on Market	Current List Price	Num #	Pend Ratio	Num #	Num #	Days on Market	Original List Price	Final List Price	Sold/Closed Price	List-Sale Ratio	
Low	High													
\$0	\$249,999	0			0		0	0						
\$250,000	\$259,999	0			0		0	0						
\$260,000	\$269,999	0			0		0	0						
\$270,000	\$279,999	0			0		0	1	A 167 M 167	\$ 300,000 \$ 300,000	\$ 289,900 \$ 289,900	\$ 279,000 \$ 279,000	96% 96%	N/A
\$280,000	\$289,999	0			0		0	0						
\$290,000	\$299,999	0			0		0	0						
\$300,000	\$309,999	0			0		0	0						
\$310,000	\$319,999	0			0		0	0						
\$320,000	\$329,999	0			0		0	0						
\$330,000	\$339,999	0			0		0	0						
\$340,000	\$349,999	0			0		0	3	A 102 M 58	\$ 351,600 \$ 349,900	\$ 348,267 \$ 349,900	\$ 346,300 \$ 349,000	99% 100%	N/A
\$350,000	\$359,999	0			0		0	1	A 44 M 44	\$ 339,000 \$ 339,000	\$ 339,000 \$ 339,000	\$ 351,000 \$ 351,000	104% 104%	N/A
\$360,000	\$369,999	0			0		0	0						
\$370,000	\$379,999	0			0		0	0						
\$380,000	+	0			0		0	2	A 42 M 42	\$ 431,450 \$ 431,450	\$ 431,450 \$ 431,450	\$ 440,500 \$ 440,500	102% 102%	N/A
Market Totals		0			0		0	7						
Market Averages									86	\$ 365,243	\$ 362,371	\$ 364,271	101%	
Market Medians									54	\$ 349,900	\$ 349,900	\$ 349,900	100%	

Date Range (Off-Market & Sold) = 10/31/2021 to 05/01/2022
Data believed to be accurate but not guaranteed.

Status = [1] Active; [2] Pending, Contingent; [3] Expired; [4] Sold
Subdivision = Stonybrook Village, Stonybrook
PropertySubType = Single Family

Favors Sellers Favors Buyers

Sunday, May 1, 2022

The Daryl Smith Team

Key Realty
daryl@darylsmith.com
419-324-7272

1. PROPERTIES FOR SALE (ACTIVE)

- a. **Number Active:** The number of listings for sale which are currently being marketed but do not yet have a purchase agreement.
- b. **Days on Market (DOM):** The marketing period of currently active listings. This does not account for some listings which have had a previous listing period, but were re-entered as a new listing.
- c. **Current List Price:** The price that a property seller is currently asking.

2. CONTRACTS PENDING

- a. **Number Pending:** The number of current listings for which a contract has been signed but has not yet closed.
- b. **Pending Ratio:** Sometimes called a “list-to-pending ratio”. This is a measure of how fast properties are going under contract vs. how fast they are being listed.

$$\text{Pending Ratio} = \frac{P \text{ (Number of Pending Listings)}}{A+P \text{ (Number of Active + Pending)}}$$

(P) represents properties that buyers have chosen

(A+P) represents the entire pool from which they have chosen

3. OFF-MARKET

- a. **Number Off-Market:** The number of listing agreements that have failed to close in the last 6 months. Some owners may choose to re-offer their property for sale.

4. PROPERTIES SOLD (CLOSED CONTRACT)

- a. **Number Sold:** The number of properties that have gone to a closing in the last 6 months.
- b. **Days on Market (DOM):** The marketing time it has taken properties to sell in the last 6 months.
- c. **Original List Price:** The price at which a sold property was originally marketed.
- d. **Final List Price:** The price at which a sold property was marketed just prior to selling.
- e. **Sold/Closed Price:** The price for which a property sold.
- f. **List to Sales Ratio:** The percentage of the list price that the buyer ultimately paid for the property.

$$\text{List to Sales Ratio} = \frac{\text{Sold Price}}{\text{Final List Price}}$$

5. ABSORPTION RATE / MONTHS OF INVENTORY

- a. **Absorption Rate / Months of Inventory:** An estimate of how fast listings are currently selling measured in months. For example, if 100 properties sell per month and there are 800 properties for sale - there is an 8 month supply of inventory before counting the additional properties that will come on the market.